



# Technical Data

## Ring Blower Pump - BS-112

Revision no.


Page:  
1

Receiver

From

Company name  
Respons. Department  
Person in charge  
Phone number  
Fax no  
E-mail address



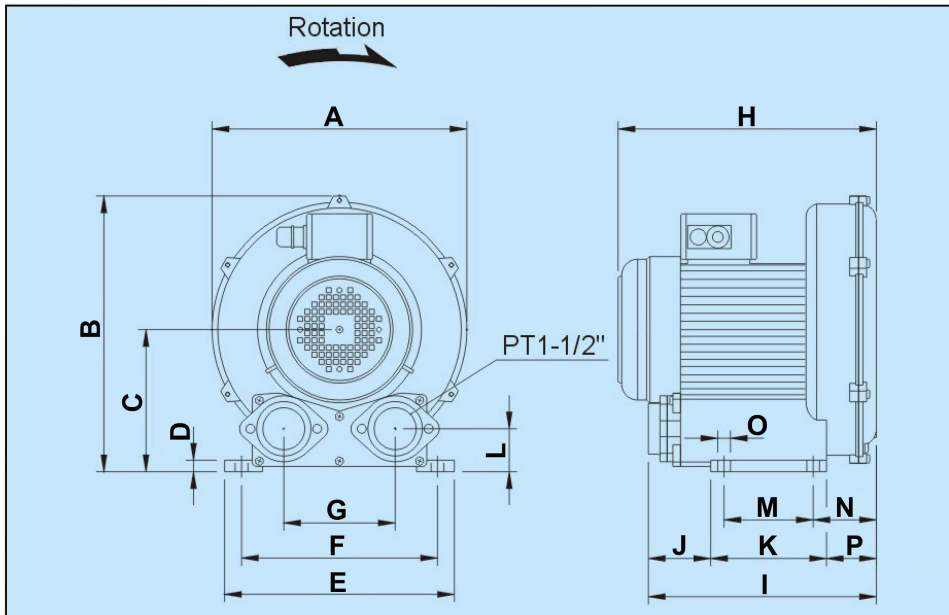


**Brand: Gol Pumps**  
**Model: BS-112**

**Weight (lb)**

37.5

**Dimensions:**



Flange (inch)	
Inlet	Outlet
1.5	1.5

Pump Installation Size (inch)															
A	B	C	D	E	F	G	H	I	J	K	L	M	N	O	P
11.4	12.2	6.3	0.5	10.2	8.9	4.9	10.8	10	2.8	5.1	2	3.7	3	0.5	2.2

Project	Project ID	Created by	Created on	Last update
---------	------------	------------	------------	-------------



# Performance Curves

## Ring Blower Pump - BS-112

Revision no.

Page:  
2

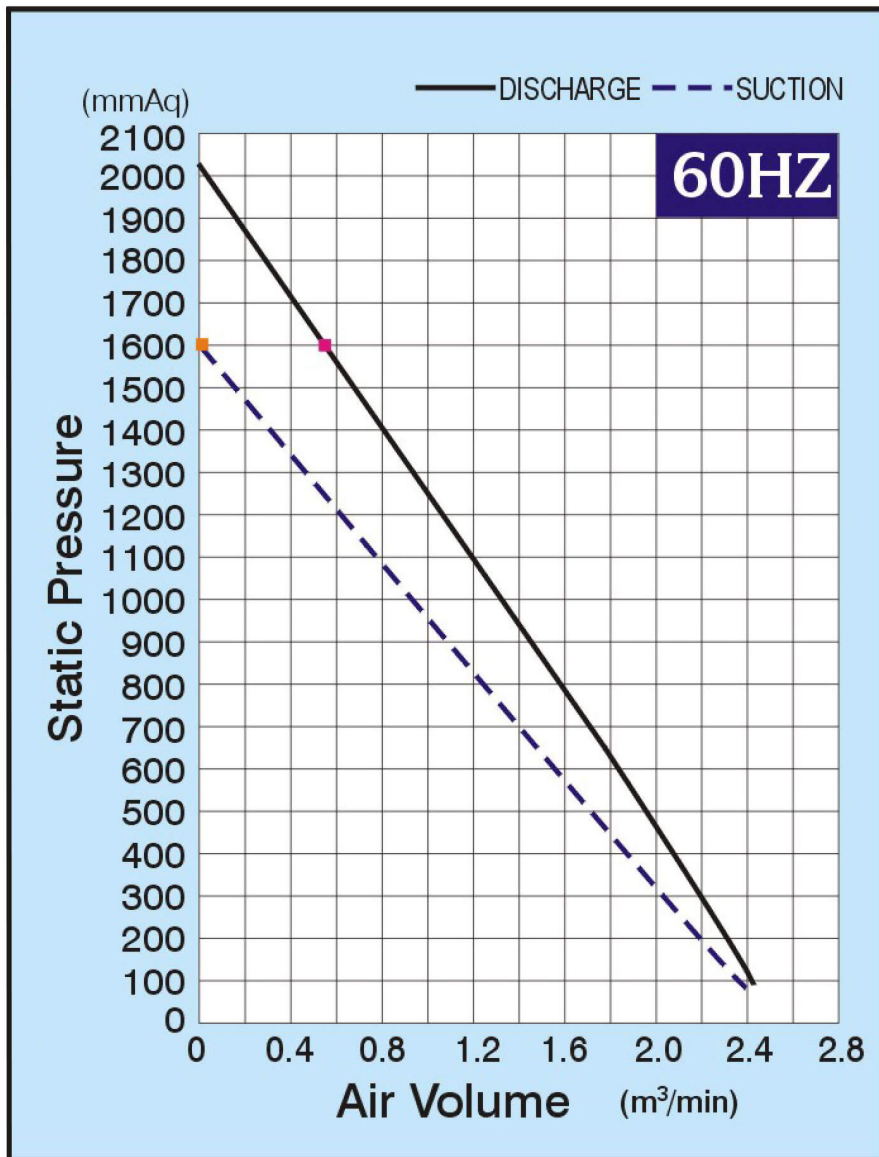
Receiver

From

Company name  
Respons. Department  
Person in charge  
Phone number  
Fax no  
E-mail address



Model	Voltage	Phase	Power		Discharge Diam.	Max. Continuous Duty Point				Max. Discharge		Noise
						Discharge		Suction		m³/min	gpm	
	v	ph	hp	kw	in	m³/min	gpm	m³/min	gpm			bB (A)
<b>BS-112</b>	220	1	1	0.75	1.5	0.43	114	0.12	32	2.7	713.3	69



Project

Project ID

Created by

Created on

Last update